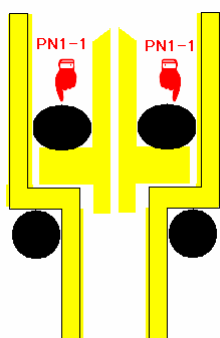




# Krauss gas inlet problem

Krauss gas inlet has a problem with the center pin, because it moves from side to side during gas charging. For this part we used a readily available item and we found, during gas charging gas leaks out from the inlet pin sides. You can see this in the photo on right side marked with an arrow.

To stop the side movement of the center pin, please insert the O-ring supplied (PN1-1) around the center pin as per below diagram.



Please insert the other O-ring supplied to the back side gas inlet, as per photo shown below. To insert the O-ring properly, please use the tool supplied with the O-rings.



Please print this page and fill with your Name address and serial number of the unit and send to us by post.

To : ASTER HOBBY CO INC. 1-13-34 HAKUSAN, MIDORI-KU, YOKOHAMA, 226-0006, JAPAN

Name:		Serial No.:	Address:
			Tel No.